

## Accessories



### Mounting Feet (TS 35)

#### 209-120

Mounting foot for 35mm DIN rail. Suitable for terminals 260, 261, 262 series. Width: 6,4mm.

#### 209-123

Mounting foot with screw for 35mm DIN rail. Suitable for terminals 260, 261, 262 series. Width: 6,4mm.

#### 209-188

Mounting foot with alignable fixings for 35mm DIN rail. Suitable for terminals 260, 261, 262 series. Width: 6,4mm.





Part No.	Ord. No.
S 209-120	41677
S 209-123	41678
S 209-188	48645

### Screwless End Stop


#### 249-116, 249-117

for 35mm DIN rail  
Suitable for terminals 260, 261, 262, 279, 280, 281, 282, 283, 284 series. Width 6mm (W246-116), 10mm (W249-117).



Part No.	Ord. No.
S 249-116	41986
S 249-117	41987

### Marking Accessories




#### 209-50x

Wago quick marking system white colour. 10 strips of 10 markers per strip (100) per card

#### 249-119

Marker carrier with adjustable height. Suitable for end stop parts W249-116, W249-117 series.



Part No.	Ord. No.	Description
S 209-501	41697	Clear
S 209-502	41701	Marks 1-10
S 209-503	41703	Marks 11-20
S 209-504	41704	Marks 21-30
S 249-119	41989	Marker carrier

### Carrier Rails (TS 35)

#### 210-133

N Bus bar, tin plated, length 1m, Cu 10mmx3mm, weight 270g.

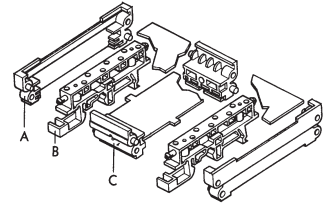
#### 210-112

Carrier rail 35x7,5mm 1mm/0,039 in thick Steel, zinc-plated, slotted



Part No.	Ord. No.
S 210-112	41746
S 210-133	41750

### Mounting Carrier for PCBs for DIN Rail



This enclosure consist of 3 parts:


- A. Side corner 210-266
- B. Fixing foot for mounting on DIN 35 rails (210-263)
- C. Distance insert - two sizes: 210-272 (25,4 mm) and 210-273 (101,6 mm) - sets the width of the carrier

For more complete carrier you need 2 feet, 2 distance inserts and 2 side corners.

#### 210-263




#### 210-266




Part No.	Ord. No.
S 210-263	41759
S 210-266	41762

#### 210-272



#### 210-273



Part No.	Ord. No.
S 210-272	41768
S 210-273	41769