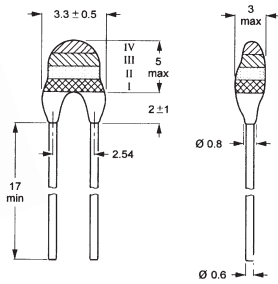


## NTC Thermistors

### 640 Series



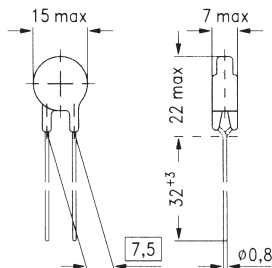
These thermistors have a negative temperature coefficient. The device consists of a chip with two tinned solid copper-plated leads. It is grey lacquered and colour coded, but not insulated. FEATURES: accuracy over a wide temperature range, high stability over a long life, excellent price/performance ratio. APPLICATIONS: temperature sensing and control

Technical parameters	640 Series
Resistance value at 25 °C	680 Ω ... 470 kΩ
Maximum dissipation	0,5 W
Operating temperature range	-40°C ... 125°C
Response time	1,2 s

Part No.	Ord.No	R25
O 640-680R	7189	680Ω
S 640-1K	7186	1kΩ
S 640-2,2K	35674	2,2kΩ
S 640-2,7K	26804	2,7kΩ
S 640-3,3K	35675	3,3kΩ
S 640-4,7K	26805	4,7kΩ
S 640-6,8K	35676	6,8kΩ
S 640-10K	26806	10kΩ
S 640-12K	26807	12kΩ
S 640-15K	35677	15kΩ
S 640-33K	35678	33kΩ
S 640-47K	26809	47kΩ
S 640-68K	35679	68kΩ
S 640-100K	26810	100kΩ
O 640-150K	35949	150kΩ
O 640-220K	26811	220kΩ
O 640-330K	35680	330kΩ
O 640-470K	26812	470kΩ

R25 -Resistance value at 25°C.

### 237 Series



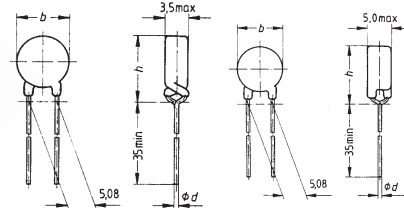
NTC thermistors for inrush current limiting, as all NTCs, are made of polycrystalline mixed oxide ceramics. They suppress high inrush current surges, which occur when, for example, low impedance smoothing capacitors are charged.

**Why inrush current limiting?** In many items of electrical equipment, switched mode power supplies, motors, transformers or amplifiers etc., high inrush currents occur, when the devices are turned on. These can damage individual components or entire assemblies or blow fuses in error. Such high currents are caused by extremely low impedance of smoothing capacitors or coils which produce nearly short circuits at the moment of switching on. However, if NTC thermistors are used as inrush current limiters, this problem can be solved without elaborate circuitry at low cost.

Part No.	Manuf.Part.No	Ord.No	R25	I25
S S 237/1	B57237-S0109-M	7058	1Ω	9A
S S 237/2,5	B57237-S0259-M	7059	2,5Ω	6,5A
S S 237/5	B57237-S509-M	7060	5Ω	5A
S S 237/10	B57237-S100-M	7061	10Ω	3,7A
S S 237/22	B57237-S220-M	7062	22Ω	2,8A

R25 -Resistance value at 25°C, I25 - Current value at 25°C.

## PTC Thermistors



Positive temperature coefficient thermistors designed for over current and short-circuit protection applications

FEATURES: lead-free terminals, manufacturer's logo and type designation stamped on in white, low resistance, for rated currents of up to 1,8 A, UL approval and VDE approval

Technical parameters	PTC30	PTC265
Max. operating voltage	30 V	265 V
Temperature	120°C	80 °C
Switching Time	< 10 s	< 6 s
Resistance Tolerance	25 %	25 %

Part No.	Manuf. Part No.	b [mm]	Rn	In	Is
PTC 30V1,8	B59975C0120A070	9,0	1,8Ω	450mA	900mA
PTC 30V4,6	B59985C0120A070	6,5	4,6Ω	250mA	500mA
PTC 265V10	B59850C0120A070	13,5	10Ω	200mA	400mA
PTC 265V25	B59870C0120A070	9,0	25Ω	100mA	200mA
PTC 265V70	B59880C0120A070	6,5	70Ω	55mA	110mA

Part No.	Ord.No
S PTC 30V1,8	6041
S PTC 30V4,6	6042
S PTC 265V10	6034
S PTC 265V25	6036
S PTC 265V70	6037